

**Technology Usage Survey for Division Technology Directors****Contact Data**

\* 1. School Division (full name, please do not use abbreviations)

\* 2. Your Name

\* 3. Your Title or Function

Please note: several questions in this survey will require your best guess or informed opinion. All questions in this survey relate to your division only. A separate survey for the school-level personnel gathers school-level information.

"During the past year" means during the past school year (2015-2016) and covers approximately August 2015-July 2016.

## Technology Usage Survey for Division Technology Directors

### Infrastructure

\* 4. Does your division have any free Wi-Fi networks (sponsored by community organizations, businesses or other entities) outside of schools?

- Yes
- No
- Other (please specify)

5. If yes, about what percentage of your students (in your estimation) take advantage of the free Wi-Fi networks outside of schools?

0 Percentage 100

\* 6. Do you have currently, or are you currently pursuing, a partnership with other local, regional, state or national entities to provide free Wi-Fi access outside of schools? This may include grants or other funding received for such a purpose.

Choose all that apply:

- None at this time
- Local
- Regional
- State
- National
- Other (please specify)

## Technology Usage Survey for Division Technology Directors

### Devices

If you are providing school-owned devices to students, please answer the following questions. If not, please move to the NEXT page by selecting that button below. The devices covered in this section refer to general use devices such as laptops or tablets, rather than specialized use devices such as graphing calculators or digital cameras.

7. Do your students share devices?

Yes

No

8. Can students take the provided devices outside of the school?

Yes

No

9. Are students allowed to customize their provided device in minor ways (changing font style, adding background images, etc.)?

Yes

No

10. Can students add at least some apps, software or other items to their provided device?

Yes, with no restrictions

Yes, with pre-approval

No

Other (please specify)

11. Is student work saved on the provided device, on a school server, or in the cloud?

- Device
- Server
- Cloud
- Some combination of these

# Technology Usage Survey for Division Technology Directors

## Professional Development

The following questions relate only to division-created or sponsored professional development. Please note that questions about school-created or sponsored professional development are being asked in the survey for school-level personnel.

- \* 12. In the past year, about how many hours of division-based professional development (not just in technology but including all professional development) were offered to teachers/administrators? This includes professional development that was provided to everyone or to specific groups.

- \* 13. In the past year, what percentage of division-based professional development opportunities that were offered focused on technology integration with instruction?

0 Percentage 100

- \* 14. What percentage of the division-based professional development (focused on technology integrated with instruction) were offered in these ways (please enter a whole number without using the percentage symbol):

Purchased from vendor (or included in existing contract with vendor)

After-school/pre-school

All-day

Weekend

In-depth focus on subject area

Hands-on learning

Just-in-time sessions (face-to-face or video)

Mentoring (one-to-one or one-to-few)

Modeling





\* 19. Does your division technology committee have a regular procedure for reviewing, developing and evaluating division procedures and policies related to technology use in the schools?

- Yes
- No
- Other (please specify)

20. What data is supplied by the school division to the division leadership and/or school board for decision-making related to technology? (Choose all that apply):

- School technology plan updates
- Professional development completion for staff
- Technology Integrated lesson plans
- Student formative assessment evaluation scores
- Student summative assessment evaluation scores
- Student surveys regarding technology
- Teacher surveys regarding technology
- Parent surveys regarding technology
- Outreach activities for technology
- Incident reports addressing AUP infractions
- Guidance counselor reports
- Librarian reports
- Principal reports
- Other (please specify)

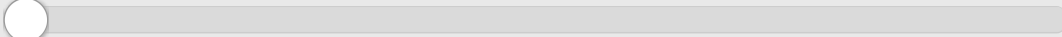


## Technology Usage Survey for Division Technology Directors

### Technology Literacy

\* 21. In the past year, what percentage of students met the division-determined standard of technology literacy by the 8th grade?

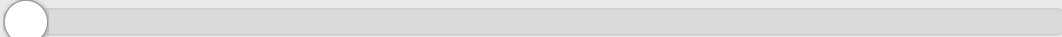
0 Percentage 100



A horizontal slider control with a circular knob at the 0 position. The slider bar is light gray and extends to the 100 mark. To the right of the slider is an empty square input box.

\* 22. In the past year, what percentage of teachers met the Technology Standards for Instructional Personnel (TSIPs)?


0 Percentage 100



A horizontal slider control with a circular knob at the 0 position. The slider bar is light gray and extends to the 100 mark. To the right of the slider is an empty square input box.

\* 23. In the past year, what percentage of administrators met the Technology Standards for Instructional Personnel (TSIPs)?


0 Percentage 100



A horizontal slider control with a circular knob at the 0 position. The slider bar is light gray and extends to the 100 mark. To the right of the slider is an empty square input box.

\* 24. In the past year, what percentage of librarians met the Technology Standards for Instructional Personnel (TSIPs)?

0 Percentage 100



A horizontal slider control with a circular knob at the 0 position. The slider bar is light gray and extends to the 100 mark. To the right of the slider is an empty square input box.

## Technology Usage Survey for Division Technology Directors

### Open Educational Resources

For the following questions:

**“OER are teaching, learning, and research resources that reside in the public domain or have been released under an intellectual property license that permits their free use and re-purposing by others. Open educational resources include full courses, course materials, modules, textbooks, streaming videos, tests, software, and any other tools, materials, or techniques used to support access to knowledge.”-Hewlett Packard Foundation)?**

**NOTE: Free Educational Resources are not considered OER because they do not allow others to edit or repurpose the resource in any way. However, for the purposes of this survey we are combing the two types of resources under “OER.”**

\* 25. Are you familiar with Open Education Resources?

- Yes  
 No

\* 26. Does the division currently support teachers who use OER, by doing such things as linking to recommended OER that support particular SOL or providing guidance about choosing effective OER?

- Yes  
 No

Comments?

27. Is your division considering or investigating the expansion of the use of OER with the next two years?  
Answer only the row that best describes your division.

	Yes	No
Currently using OER	<input type="radio"/>	<input type="radio"/>
Not currently using OER	<input type="radio"/>	<input type="radio"/>

\* 28. What challenges do you see or expect to see in the creation and sharing of teacher OER through your own division?

- Finding a place to share resources online
- Unsure of copyright issues
- Too much time involved in creation
- Lack of reward
- Potential criticism from others and/or damage to a teacher's reputation
- Restrictive or unclear division policies
- Other (please specify)

Thank you for taking the time to complete our survey.  
Your input will be very helpful!