

Virginia Career and Technical Education: Government and Public Administration

Virginia Department of Education, Office of Career, Technical, and Adult Education



November 2016

Virginia's 16 Career clusters and career assessments help students investigate careers and design their plan of study to advance their career goals. Within each career cluster, there are multiple career pathways that represent a common set of skills and knowledge, including academic, technical, and career readiness skills that lead to credentials necessary to pursue a full range of career opportunities from entry level to management, including technical and professional career specialties. CTE actively partners with business and industry to design and provide high quality, dynamic programs to meet current, emerging, and projected labor market needs. Relevant work-based learning opportunities and leadership development offered through career and technical student organizations are incorporated into the academic and career plan.

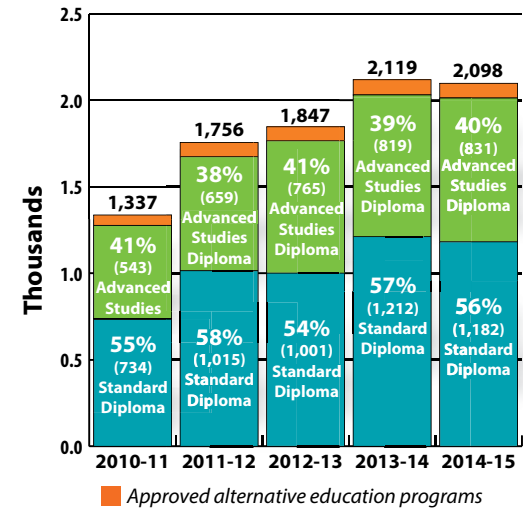
A CTE completer is a student who has met the requirements for a CTE concentration and all requirements for high school graduation, or an approved alternative education program. A concentration is a coherent sequence of state-approved courses. Students may take additional CTE courses that will enhance their career pathway goals. Completion of certain skill sets and coursework enables students to participate in Board-approved external examinations that test essential employability and technical skills. Students who earn these credentials are eligible to earn verified credit towards graduation requirements.

Beginning in 2013-2014, first time ninth grade students are required to earn a Board-approved career and technical education credential to graduate with a Standard Diploma.

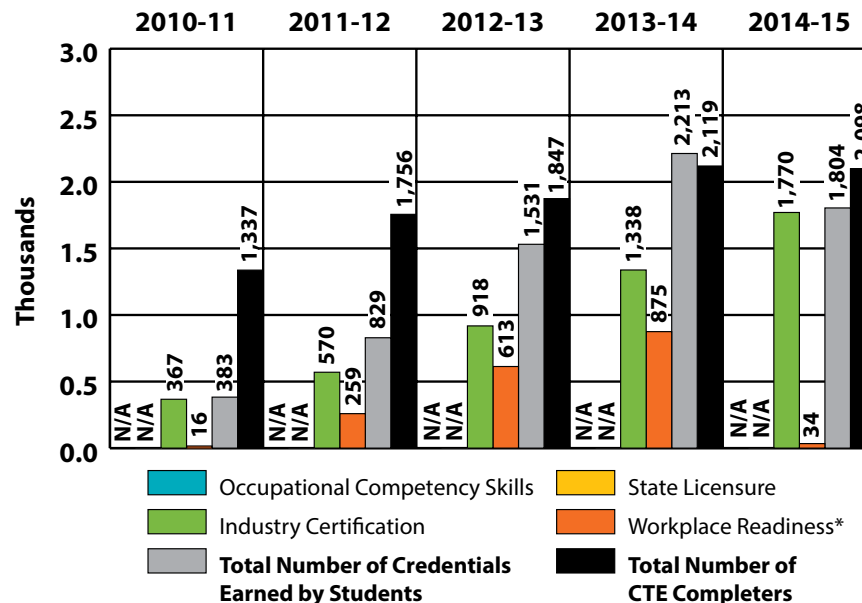
Types of credentials include:

- **Full Industry Certification** – from a recognized industry, trade, or professional association;
- **Pathway Industry Certification** – specific stackable credentials from a recognized industry that lead to a full industry certification;
- **Occupational Competency Skills Assessment** – a national standardized assessment of skills/knowledge in a specific career and/or technical area;
- **State License** – required for entry into a specific occupation; and
- **Workplace Readiness Skills for the Commonwealth Certification** - for essential employability skills recognized by Virginia employers.

Completers Graduated with Standard and Advanced Studies Diplomas



Credentials Earned by CTE Students



NOTE: Completers may participate in one or more Board-approved credentialing test(s). Not all completers participate in the credentialing tests. There are age restrictions set by certain credentialing entities which would prohibit the student from testing until after high school. The cost of credentialing tests ranges from \$10 to \$300 per test.

*Prior to 2010-11, Workplace Readiness Skills assessments were included in the Industry Certification category.

Source: Virginia Department of Education

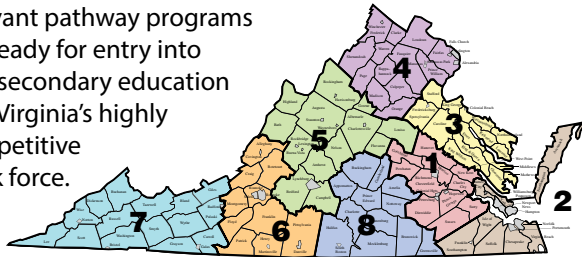
Virginia Career and Technical Education: Government and Public Administration

continued

The **Government and Public Administration Career Cluster** prepares you for the diverse jobs within our government. Virtually every occupation can be found within this field. You may help our nation defend against foreign aggression, represent our interests abroad, or pass and enforce local laws. Employment varies for many of the careers within this field because laws limit the length and number of terms a person can stay in office. Important issues change with every new administration causing the number of jobs in any given area to fluctuate as well.

Virginia high school students learn the essential academic skills that are critical for all careers and the foundational skills needed for careers in Government and Public Administration. They begin to specialize in a field of interest as they complete a coherent sequence of courses within a pathway.

Secondary students who complete these rigorous and relevant pathway programs are ready for entry into postsecondary education and Virginia's highly competitive work force.



Selected Statewide Occupational Projections

Selected Occupation	2014 Median Wage ¹	2022 Projected Employment ²	Predominant Education Level ³
Interpreters and Translators	\$64,440	8,134	Bachelor's or more & Training/certification
Compliance Officers	\$65,170	7,616	Bachelor's or more & Training/certification
Postal Service Mail Carriers	\$55,510	5,674	Some college/Associate Degree
Eligibility Interviewers	\$38,020	4,263	Some college/Associate Degree & Training/certification
Construction and Building Inspectors	\$55,130	3,808	Some college/Associate Degree & Training/certification & Work experience
Tax Preparers	\$34,120	3,097	Bachelor's or more & Training/certification
Court, Municipal, and License Clerks	\$32,930	2,448	Some college/Associate Degree & Training/certification
Occupational Health and Safety Specialists	\$62,310	2,445	Bachelor's or more & Training/certification
Transportation Security Screeners	\$37,680	2,254	High School & Training/certification
Tax Examiners and Collectors	\$46,300	1,866	Bachelor's or more & Training/certification
Appraisers and Assessors of Real Estate	\$55,020	1,864	Bachelor's or more & Training/certification
Financial Examiners	\$80,210	1,667	Bachelor's or more & Training/certification
Urban and Regional Planners	\$66,900	1,599	Bachelor's or more
Postal Service Clerks	\$55,590	1,378	Some college/Associate Degree
Legislators	\$18,650	861	Bachelor's or more & Work experience
Postmasters and Mail Superintendents	\$64,950	518	Some college/Associate Degree & Training/certification & Work experience
Transportation Inspectors	\$71,240	436	Some college/Associate Degree
Occupational Health and Safety Technicians	\$47,930	391	Bachelor's or more & Training/certification

¹ Wage data from the US Bureau of Labor Statistics Occupational Employment Statistics Program; ² Estimates from Virginia Labor Market Information, Occupational Projections (long-term) for Multiple Occupations in Virginia in 2012-2022. Retrieved via <https://data.virginialmi.com/>; ³ Predominant level of education and training information created by Trailblazers, based on US BLS occupational education and training data

* Data Unavailable, not collected.

Source: Virginia Employment Commission, Virginia Occupational Employment Projections 2013-2022

Government and Public Administration 2014-2015 Enrollments**

Pathways	Region 1	Region 2	Region 3	Region 4	Region 5	Region 6	Region 7	Region 8
Foreign Service	17,365	24,062	10,043	33,786	8,365	8,453	5,719	3,361
Governance	17,109	23,872	9,985	33,218	8,294	8,218	5,666	3,271
National Security	17,403	24,171	10,049	33,832	8,439	8,483	5,719	3,361
Planning	18,900	31,658	13,399	39,086	9,684	9,802	6,545	3,872
Public Management and Administration	17,403	24,171	10,049	33,832	8,439	8,483	5,719	3,361
Regulation	14,199	20,423	8,455	31,247	7,916	7,109	5,120	2,479
Revenue and Taxation	14,199	20,423	8,455	31,177	7,916	7,109	5,120	2,479

** NOTE: Duplicated Pathway student enrollments

Source: Virginia Department of Education