

Virginia Career and Technical Education: Hospitality and Tourism

Virginia Department of Education, Office of Career, Technical, and Adult Education



November 2016

Virginia's 16 career clusters and career assessments help students investigate careers and design their plan of study to advance their career goals. Within each career cluster, there are multiple career pathways that represent a common set of skills and knowledge, including academic, technical, and career readiness skills that lead to credentials necessary to pursue a full range of career opportunities from entry level to management, including technical and professional career specialties. CTE actively partners with business and industry to design and provide high quality, dynamic programs to meet current, emerging, and projected labor market needs. Relevant work-based learning opportunities and leadership development offered through career and technical student organizations are incorporated into the academic and career plan.

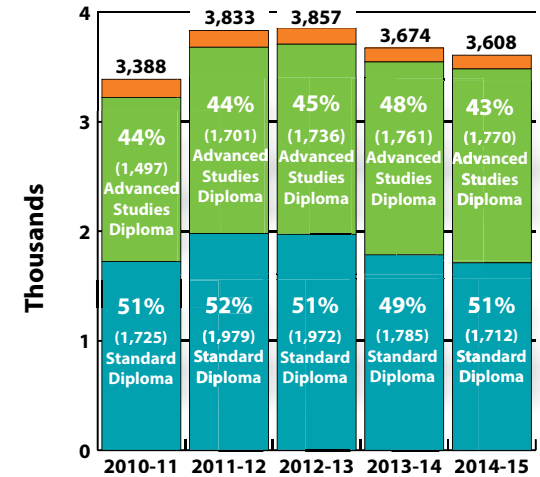
A CTE completer is a student who has met the requirements for a CTE concentration and all requirements for high school graduation, or an approved alternative education program. A concentration is a coherent sequence of state-approved courses. Students may take additional CTE courses that will enhance their career pathway goals. Completion of certain skill sets and coursework enables students to participate in Board-approved external examinations that test essential employability and technical skills. Students who earn these credentials are eligible to earn verified credit towards graduation requirements.

Beginning in 2013-2014, first time ninth grade students are required to earn a Board-approved career and technical education credential to graduate with a Standard Diploma.

Types of Credentials

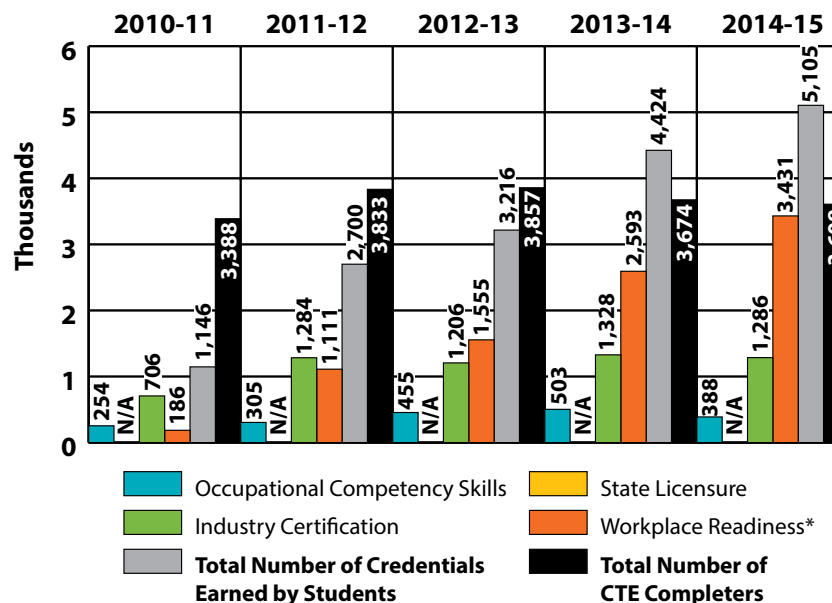
- Full Industry Certification** - from a recognized industry, trade, or professional association;
- Pathway Industry Certification** - specific stackable credentials from a recognized industry that lead to a full industry certification;
- Occupational Competency Skills Assessment** - a national standardized assessment of skills/knowledge in a specific career and/or technical area;
- State License** - required for entry into a specific occupation; and
- Workplace Readiness Skills for the Commonwealth Certification** - for essential employability skills recognized by Virginia employers.

Completers Graduated with Standard and Advanced Studies Diplomas



Approved alternative education programs

Credentials Earned by CTE Students



NOTE: Completers may participate in one or more Board-approved credentialing test(s). Not all completers participate in the credentialing tests. There are age restrictions set by certain credentialing entities which would prohibit the student from testing until after high school. The cost of credentialing tests ranges from \$10 to \$300 per test.

*Prior to 2010-11, Workplace Readiness Skills assessments were included in the Industry Certification category.

Source: Virginia Department of Education

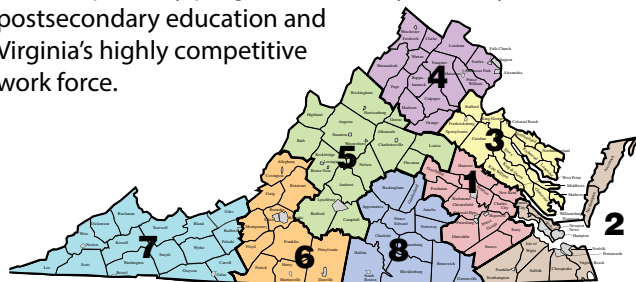
Virginia Career and Technical Education: Hospitality and Tourism *continued*

The **Hospitality and Tourism Career Cluster** prepares you for careers that allow you to travel and work with a variety of people. Careers can be found all over the world and range anywhere from hotel and restaurant operations to working in amusement parks and other tourist destinations. Excellent customer service skills are essential for everyone in this field.

Due to fluctuations within the economy, the need and desire for travel, recreation, and leisure activities shift. Higher degrees and excellent customer service skills with food service plus experience within upscale luxury hotels will provide the best job opportunities.

Virginia high school students learn the essential academic skills that are critical for all careers and the foundational skills needed for careers in Hospitality and Tourism. They begin to specialize in a field of interest as they complete a coherent sequence of courses within a pathway.

Secondary students who complete these rigorous and relevant pathway programs are ready for entry into postsecondary education and Virginia's highly competitive work force.



Selected Statewide Occupational Projections

Selected Occupation	2014 Median Wage ¹	2022 Projected Employment ²	Predominant Education Level ³
Cooks, Restaurant	\$22,650	33,803	High School & Training/certification & Work experience
Supervisors of Food Service Workers	\$32,030	28,210	High School & Work experience
Recreation Workers	\$23,670	14,830	Bachelor's or more
Hosts and Hostesses, Restaurant and Related	\$18,440	11,242	High School
Supervisors of Housekeeping Workers	\$34,650	10,068	High School & Work experience
Bartenders	\$28,140	9,786	Some college/Associate Degree
Cooks, Institution and Cafeteria	\$24,280	9,618	High School
Cooks, Fast Food	\$17,940	8,094	High School
Hotel, Motel, and Resort Desk Clerks	\$20,230	7,077	High School
Amusement and Recreation Attendants	\$18,330	6,779	High School
Meeting, Convention, and Event Planners	\$54,510	6,058	Bachelor's or more & Work experience
Food Service Managers	\$57,380	5,269	High School & Work experience
Bakers	\$25,090	3,203	High School & Training/certification
Chefs and Head Cooks	\$37,960	3,083	High School & Work experience
Tour Guides and Escorts	\$22,920	1,917	Bachelor's or more & Training/certification
Travel Agents	\$42,530	1,648	Some college/Associate Degree & Training/certification
Lodging Managers	\$72,320	1,462	Bachelor's or more & Work experience
Concierges	\$29,840	1,595	High School & Training/certification

¹ Wage data from the US Bureau of Labor Statistics Occupational Employment Statistics Program; ² Estimates from Virginia Labor Market Information, Occupational Projections (long-term) for Multiple Occupations in Virginia in 2012-2022. Retrieved via <https://data.virginialmi.com>; ³ Predominant level of education and training information created by Trailblazers, based on US BLS occupational education and training data

Source: Virginia Employment Commission, Virginia Occupational Employment Projections 2013-2022

Hospitality and Tourism 2014-2015 Enrollments**

Pathways	Region 1	Region 2	Region 3	Region 4	Region 5	Region 6	Region 7	Region 8
Lodging	4,632	3,418	2,055	13,130	1,656	3,196	1,367	696
Recreation, Amusements and Attractions	4,616	3,199	2,055	13,130	1,647	3,191	1,318	632
Restaurants and Food and Beverage Services	7,620	11,493	3,225	37,711	2,626	4,936	1,988	1,170
Travel and Tourism	4,616	3,364	2,055	13,130	1,650	3,191	1,318	632

** NOTE: Duplicated Pathway student enrollments

Source: Virginia Department of Education