

# School Summary Report 2025

## Fieldale-Collinsville Middle Henry County

**Performance Category**

Off Track

**Accreditation Designation**

Fully Accredited

**Federal Identification Status**

No Identification

**[Learn more about the School Quality Profiles](#)**

This report helps families, teachers, principals, and community members understand how well their school is performing. It shares student performance in reading, math, and science, along with other important factors that affect school quality, such as student attendance.

### Overall School Performance



■ Mastery ■ Growth ■ Readiness

**Mastery: 48.5 / 60 pts Growth: 13.5 / 20 pts Readiness: 15.4 / 20 pts Total: 77.5 / 100 pts**

\*If a school is missing one or more indicators because the number of students in a group was less than 15, then the weight for the missing indicator(s) is reallocated to the other indicators and may increase the component’s score above the model weight. \*\*Schools that are federally identified as Targeted or Additional Targeted Support and Improvement (TSI/ATSI) will have their performance category lowered by one level (8VAC20-132-270. F). \*\*\* The "<" symbol used in the Indicator tables represents too few students in a group to evaluate.

The School Performance and Support Framework has an overall rating based on points earned in the categories below.

**1. Mastery 2. Growth 3. Readiness**

[These factors are weighted and combined to place each school in one of four performance categories:](#)

Performance Category	Point Range
Distinguished	90–100
On Track	80–89
Off Track	65–79
Needs Intensive Support	< 65

**Take Action! How Can You Support Your Child’s Learning?**

Talk to your student's teacher, counselor, or principal about ways to support your student and school, and to learn about your school. You will learn ways to celebrate and support areas of success and meet any needs identified in this report.

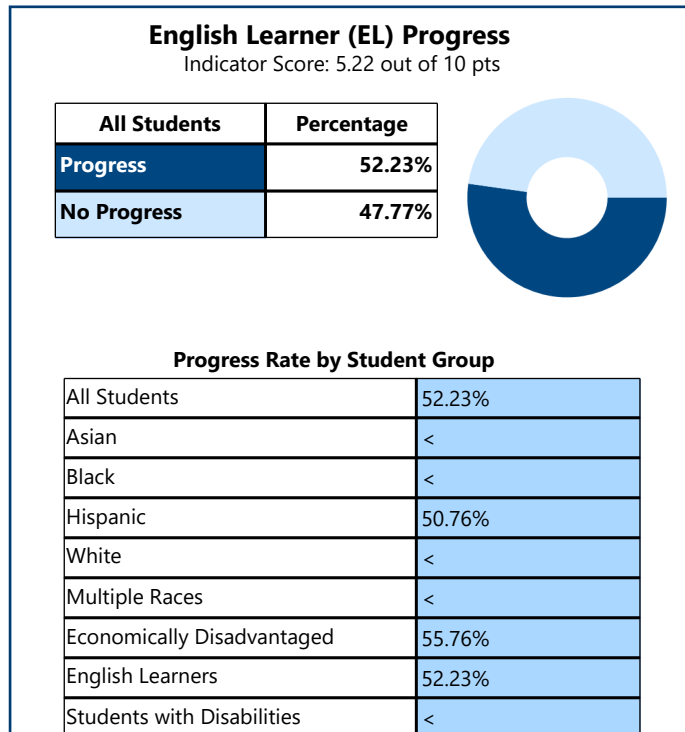
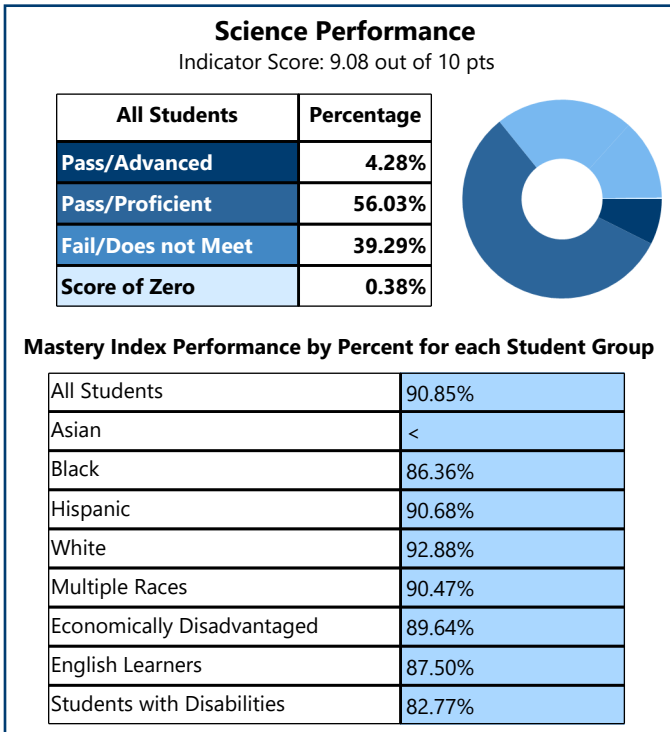
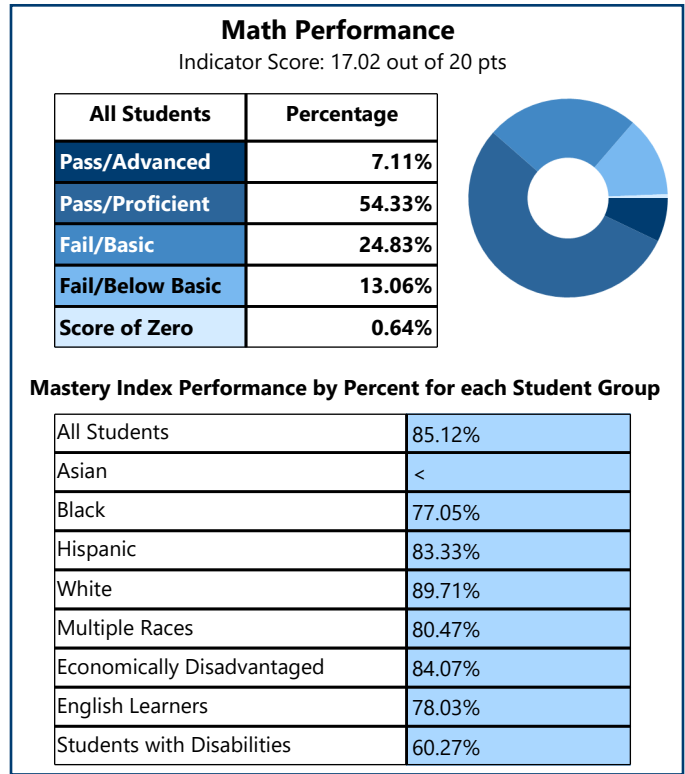
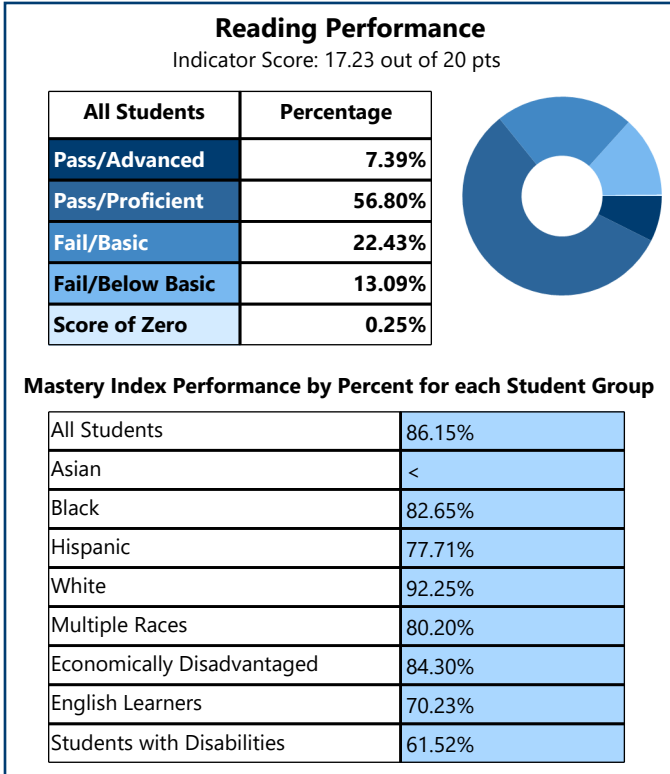
[Road to Readiness](#)  
[Resources for Families](#)



## Mastery Indicators:

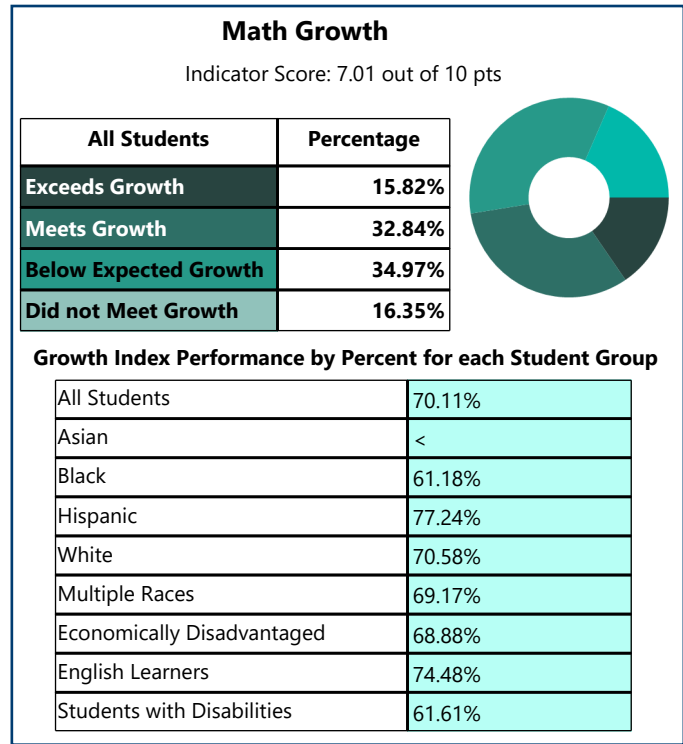
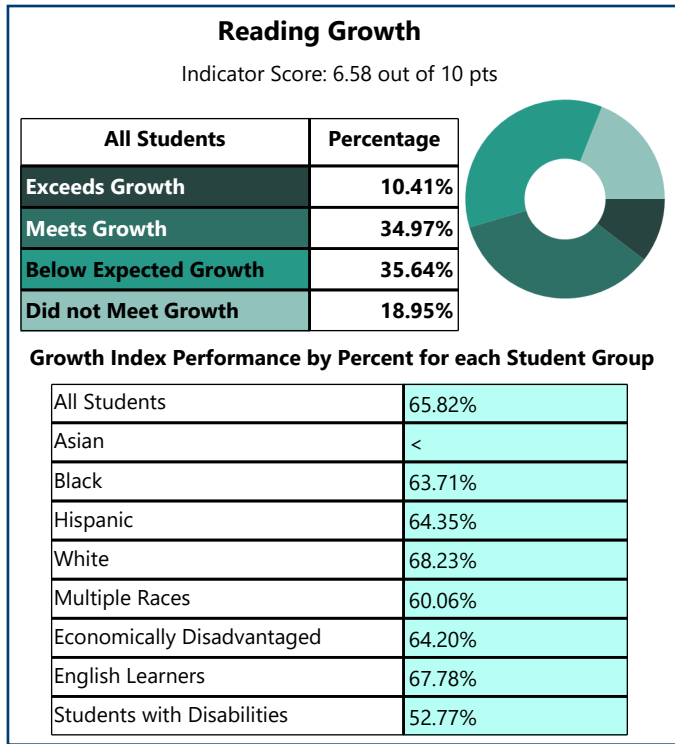
### Reflect how students are meeting academic and English language proficiency standards.

Factors that make up performance scores include Standards of Learning (SOL) assessments and Virginia Alternative Assessment Program (VAAP) tests in Reading, Mathematics, and Science. English Learner (EL) progress is measured by annual growth on the WIDA ACCESS assessment, which tracks proficiency in listening, speaking, reading, and writing.



**Growth Indicators: Reflect how students are progressing academically over time.**

Growth is measured by comparing expected learning to actual learning at the end of the year based on past SOL and VAAP performance.



**Readiness Indicators: Reflect how schools are preparing students for what’s next.**

Chronic Absenteeism: the percentage of students who miss 10 percent or more of the school year for any reason.

Advanced Coursework measures the performance of students who are eligible to take High School End-of-Course mathematics courses while in Middle School.

