

**Just in Time Quick Check**  
**Standard of Learning G.PC.4**  
**Strand: Polygons and Circles**

**Standard of Learning G.PC.4**

**The student will solve problems in the coordinate plane involving equations of circles.**

*Students will demonstrate the following Knowledge and Skills:*

- a) Derive the equation of a circle given the center and radius using the Pythagorean Theorem.
- b) Solve problems in the coordinate plane involving equations of circles:
  - i) given a graph or the equation of a circle in standard form, identify the coordinates of the center of the circle;
  - ii) given the coordinates of the endpoints of a diameter of a circle, determine the coordinates of the center of the circle.
  - iii) given a graph or the equation of a circle in standard form, identify the length of the radius or diameter of the circle.
  - iv) given the coordinates of the endpoints of the diameter of a circle, determine the length of the radius or diameter of the circle.
  - v) given the coordinates of the center and the coordinates of a point on the circle, determine the length of the radius or diameter of the circle; and
  - vi) given the coordinates of the center and length of the radius of a circle, identify the coordinates of a point(s) on the circle.
- c) Determine the equation of a circle given:
  - i) a graph of a circle with a center with coordinates that are integers;
  - ii) coordinates of the center and a point on the circle;
  - iii) coordinates of the center and the length of the radius or diameter; and coordinates of the endpoints of a diameter.

**Just in Time Quick Check**

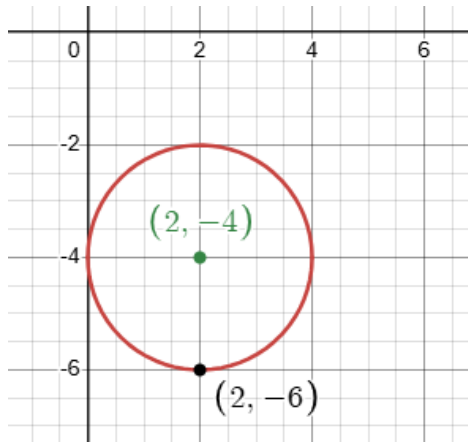
**Just in Time Quick Check Teacher Notes**

**Supporting and Prerequisite SOL: 6.MG.3**



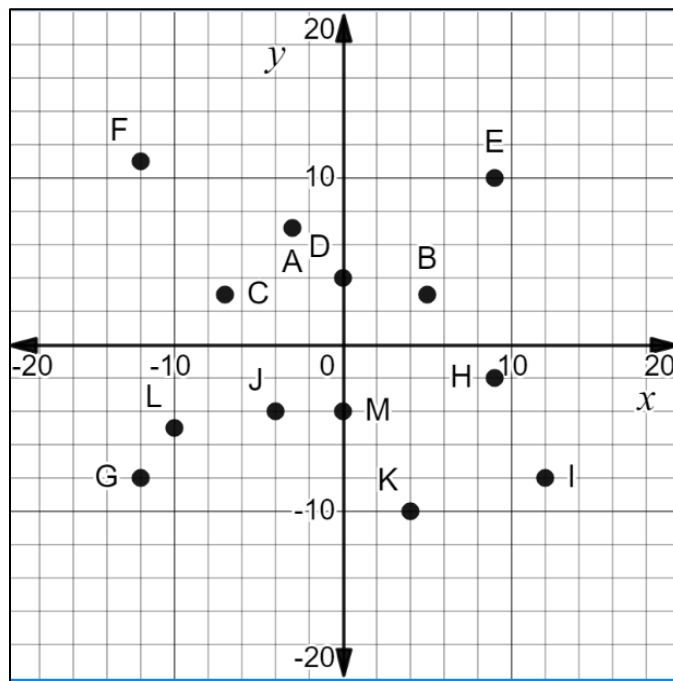
4. Use the Pythagorean Theorem to write the equation of a circle given the center  $C(3, -2)$ , radius = 5.

5. Use the graph below to write the equation of the circle.



6. Depending on its strength, an earthquake can be felt in locations miles away from the epicenter.

Suppose that the epicenter of an earthquake is located at the point  $(4, -2)$  and is felt up to 10 miles away. If the scale of the graph represents measures in miles, use the equation of a circle to identify labeled points that are affected by the earthquake.



## G.PC.4 Just in Time Quick Check Teacher Notes

### Common Errors/Misconceptions and their Possible Indications

1. An equation of a circle is  $(x - 3)^2 + (y + 5)^2 = 24$ . State the center and radius of the circle.

*A common error a student may make is identifying the center as (-3, 5). This may indicate that the student does not understand that the coordinates of the center of the circle are actually the opposite sign of the values they see in the parenthesis since the standard form of the equation of a circle is  $(x - h)^2 + (y - k)^2 = r^2$ . In addition, a student may also assume the radius of the circle is 24 instead of  $2\sqrt{6}$  because he/she did not take the square root of 24.*

2. The center of circle C is at (-3, 9). The point D (10, 5) lies on the circle.

- a) Write the equation of the circle.

*A common error a student may make is assuming the equation of the circle is  $(x - 3)^2 + (y - 9)^2 = 185$ . This may indicate that the student assumes that the addends are always written as  $(x - )$  and  $(y - )$ . Other students may get the addends correct but get the radius incorrect. The circle equation word wall card may also be a useful reference for students.*

- b) State the diameter of the circle.

*A common misconception a student may make is to state the diameter is 370 or  $\sqrt{370}$ . If the student states the diameter is 370, then this may indicate that the student has failed to find the radius prior to multiplying by 2. If the student states the diameter is  $\sqrt{370}$ , this may indicate the student struggles with doubling a radical. Teachers may have students make comparisons between what students have identified as the radius and the diameter to see if the relationship makes sense. For more visual learners, it may be useful to graph the coordinates of the center of the circle and the point of the circle. Then, the students can find the missing endpoint graphically to create the diameter and use Pythagorean Theorem to find the length of the diameter of the circle.*

3. The endpoints of the diameter of a circle are located at (-6, 1) and (4, -9).

- a) Write the equation of the circle.  
b) Determine the center of the circle.  
c) Find the radius and diameter of the circle.

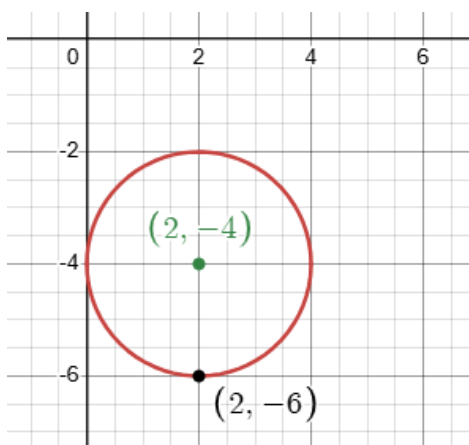
*A common error a student may make is to state the radius squared equals 200. This may indicate that the student used the length of the diameter as the radius. A review of the relationship between the radius and the diameter along with the formulas a student needs to use to find the center and radius may be helpful for students that struggle getting started on this problem. Teachers are also encouraged to have students graph the coordinates of the diameter to allow students the opportunity to solve for the radius and center graphically.*

4. Use the Pythagorean Theorem to write the equation of a circle given the center C (3, -2), radius = 5.

*A common error students make is they often forget that the sign in the equation is opposite of center coordinates without applying the form  $(x - h)(y - k)$ . Student may think if the "radius = 5" then the "diameter = 10" or vice versa. Students may also incorrectly use the Pythagorean Theorem by incorrectly substituting values for h and k. Teachers can help by emphasizing that the Pythagorean Theorem is the relationship between the x and y-distances from the center*

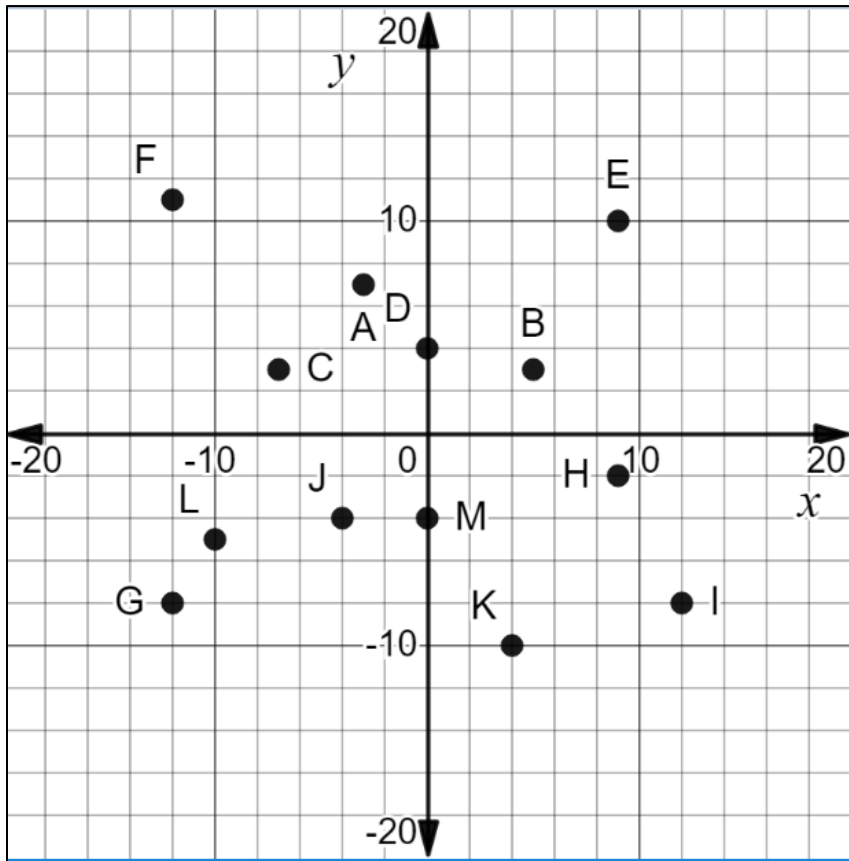
$$(\text{horizontal distance})^2 + (\text{vertical distance})^2 = (\text{radius})^2$$

5. Use the graph below to write the equation of the circle.



*A common error students make is they use the point on the circle (2, -6) as the center forgetting the equation is built around the center, not the circumference. Students may also forget to square the radius in the equation writing  $(x - h)^2 + (y - k)^2 = r$  instead of using  $r^2$ .*

6. Depending on its strength, an earthquake can be felt in locations miles away from the epicenter. Suppose that the epicenter of an earthquake is located at the point  $(4, -2)$  and is felt up to 10 miles away. If the scale of the graph represents measures in miles, use the equation of a circle to identify labeled points that are affected by the earthquake.



*A common error a student may make is not to include the letter I because it is on the circle with the center  $(4, -2)$  and radius 10. This may indicate that the student does not consider a point on the circle to be a part of the affected area. Teachers are encouraged to use the Shake, Rattle, and Roll task that exposes students to circles in a real-world situation. It may also be helpful to have a class discussion of what an affected area includes. Furthermore, graphing the scenario on paper or using a graphing utility may assist students in answering this type of question.*